

UTP CAT.6 LSZH

Category 6 Unshielded Twisted Pair U/UTP stranded cable

CAU6L

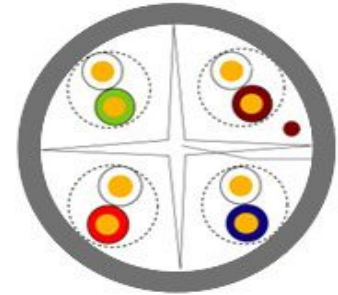
DESCRIPTION

Manufactured according to ISO / IEC 11801, ANSI/TIA 568 B.2, EN-50173, CPR Dca



TECHNICAL SPECIFICATIONS

Conductor	CCA : 0.56±0.01 mm
Insulation	HDPE : 1.02±0.05 mm
Identification of pairs	
1 pair	Blue - White / Blue
2 pair	Orange - White / Orange
3 pair	Green - White / Green
4 pair	Brown - White / Brown
Filler	PE
Ripcord	Yes
Sheath	LSZH
Color	Yellow / Blue / Green / Red
Bending radius	≥ 8 x Diameter (mm) Installation
Storage temperature	-15°C—+70°C



ELECTRICAL CHARACTERISTICS

n° Pairs.xΦmm	Conductor Resistance Ω/km	Resistance Unbalance	Cap. between cond. pair nF / 100m	Velocity of Propagation %	Impedance Ω	ΦExt. (Appvox) mm
4x2x0.56CCA	max.116	max.4%	/	69	100±15	6.1±0.2

Frequency (MHz)	RL ≥dB	ATT ≤dB/100m	NEXT ≥dB	DELAY ≤ ns/100m	PS NEXT ≥dB	EL FEXT ≥dB/100m	PS EL FEXT ≥dB/100m
4	23.0	3.8	66.3	552.0	63.3	56.0	53.0
8	24.5	5.3	61.8	547.0	58.8	49.9	46.9
10	25.0	6.0	60.3	545.0	57.3	48.0	45.0
16	25.0	7.6	57.2	543.0	54.2	43.9	40.9
20	25.0	8.5	55.8	542.0	52.8	42.0	39.0
25	24.3	9.5	54.3	541.0	51.3	40.0	37.0
31.25	23.6	10.7	52.9	540.0	49.9	38.1	35.1
62.5	21.5	15.4	48.4	539.0	45.4	32.1	29.1
100	20.1	19.8	45.3	538.0	42.3	28.0	25.0
200	18.0	29.0	40.8	537.0	37.8	22.0	19.0
250	17.3	32.8	39.3	536.0	36.3	20.0	17.0

Packing

305m /box



All sizes and values without tolerances are reference values. We reserves the right to amend this specification without prior notice.

**Ideal Technology has a policy of continuous improvement. Specifications are subject to change without notice.*



Cable ID: CAS/LUTP-C6-23AWG-LSOH

Test Summary: PASS

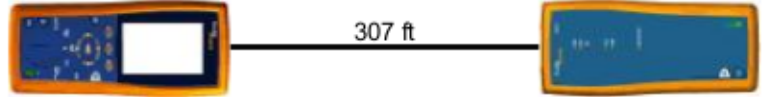
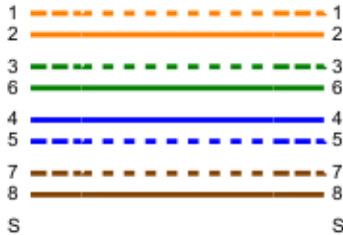
Date / Time: 12/11/2015 10:56:14am
 Headroom: 3.7 dB (NEXT 36-45)
 Test Limit: TIA Cat 6 Channel
 Cable Type: Cat 6 UTP

Operator: MQQ
 Software Version: 2.7400
 Limits Version: 1.9300
 NVP: 69.0%

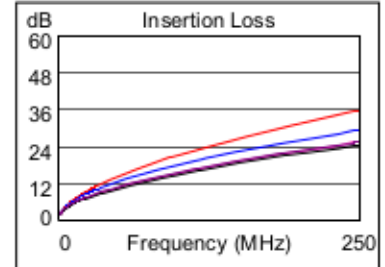
Model: DTX-1800
 Main S/N: 9610061
 Remote S/N: 9610062
 Main Adapter: DTX-PLA002
 Remote Adapter: DTX-PLA002

Wire Map (T568B)

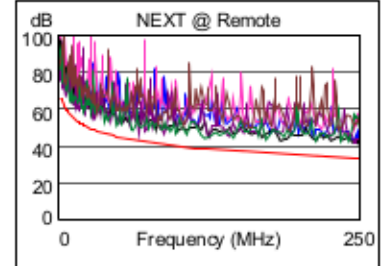
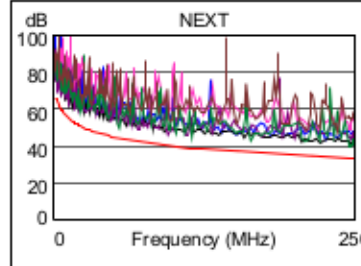
PASS



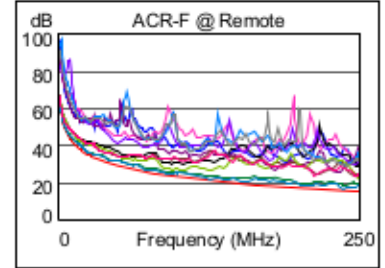
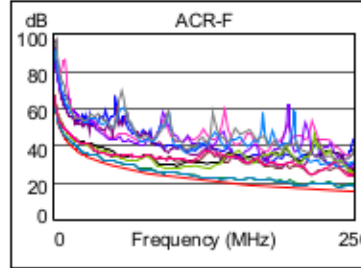
Length (ft), Limit 328	[Pair 45]	307
Prop. Delay (ns), Limit 555		470
Delay Skew (ns), Limit 50		18
Resistance (ohms)	[Pair 12]	21.5
Insertion Loss Margin (dB)	[Pair 12]	6.3
Frequency (MHz)	[Pair 12]	250.0
Limit (dB)	[Pair 12]	35.9



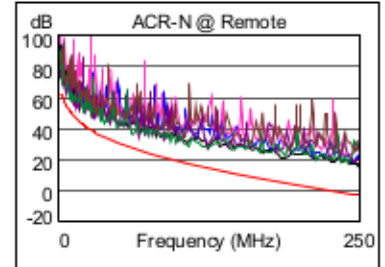
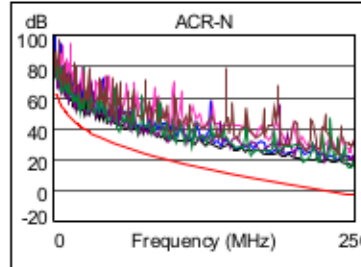
	Worst Case Margin		Worst Case Value	
	MAIN	SR	MAIN	SR
PASS				
Worst Pair	36-45	36-45	36-78	12-78
NEXT (dB)	3.8	3.7	6.8	8.5
Freq. (MHz)	3.1	66.3	247.0	244.0
Limit (dB)	64.8	43.0	33.2	33.3
Worst Pair	36	36	78	12
PS NEXT (dB)	5.9	4.9	7.5	9.0
Freq. (MHz)	3.3	29.5	247.0	244.0
Limit (dB)	62.0	46.1	30.2	30.3



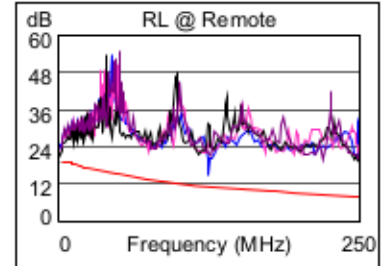
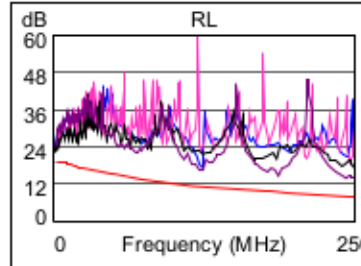
	Worst Case Margin		Worst Case Value	
	MAIN	SR	MAIN	SR
PASS				
Worst Pair	36-45	36-45	45-36	45-36
ACR-F (dB)	0.5	0.5	1.6	0.9
Freq. (MHz)	1.0	1.0	239.5	237.0
Limit (dB)	63.3	63.3	15.7	15.8
Worst Pair	36	36	36	45
PS ACR-F (dB)	1.8	1.7	4.1	4.2
Freq. (MHz)	1.0	1.0	239.5	239.5
Limit (dB)	60.3	60.3	12.7	12.7



	Worst Case Margin		Worst Case Value	
	MAIN	SR	MAIN	SR
N/A				
Worst Pair	36-45	36-45	36-78	12-78
ACR-N (dB)	4.3	6.4	17.0	19.0
Freq. (MHz)	3.1	12.0	247.0	248.5
Limit (dB)	61.2	48.3	-2.5	-2.7
Worst Pair	36	36	12	12
PS ACR-N (dB)	6.2	6.5	16.2	15.4
Freq. (MHz)	3.3	5.4	250.0	244.5
Limit (dB)	58.4	53.8	-5.8	-5.2



	Worst Case Margin		Worst Case Value	
	MAIN	SR	MAIN	SR
PASS				
Worst Pair	12	12	78	12
RL (dB)	4.3	3.9	5.7	3.9
Freq. (MHz)	124.0	124.5	243.0	124.5
Limit (dB)	11.1	11.0	8.1	11.0



Compliant Network Standards:
 10BASE-T 100BASE-TX 100BASE-T4
 1000BASE-T ATM-25 ATM-51
 ATM-155 100VG-AnyLan TR-4
 TR-16 Active TR-16 Passive